



# THE BED I WAS WAITING FOR



ACUTE CARE  
BEDS



Exclusively distributed by:  
 **aidacare**  
HEALTHCARE EQUIPMENT

THE EVOLUTION  
FROM HOSPITAL BED  
TO WORKING TOOL



**DELTA4** is the new generation of beds developed according to the needs of healthcare professionals, with an idea in mind: if the bed allows the operators to work at their best, the patient's well-being follows naturally. With **DELTA4** the bed becomes an active platform that simplifies and maximises the performances of healthcare professionals.

AN EVOLUTIONARY  
LEAP THAT STARTS  
WITH PROFESSIONALS

DESIGNED FOR THE MOST  
DEMANDING SITUATIONS,  
A SOLUTION FOR EACH  
DEPARTMENT

Working alongside people who work in critical situations, we realised how crucial the bed is.

**We asked ourselves, how much can care improve if the bed increases the operator's skill?**

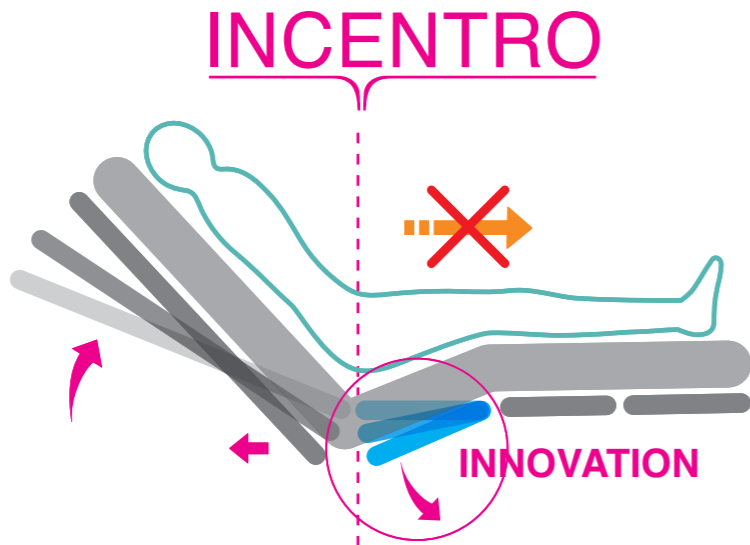

Designing a bed around a caregiver is no longer a limitation, but a powerful and versatile tool. From this fieldwork we have made innovations that make the **DELTA4** bed the perfect ally in all care conditions.

“DESIGNED TO MAKE  
ME WORK BETTER”

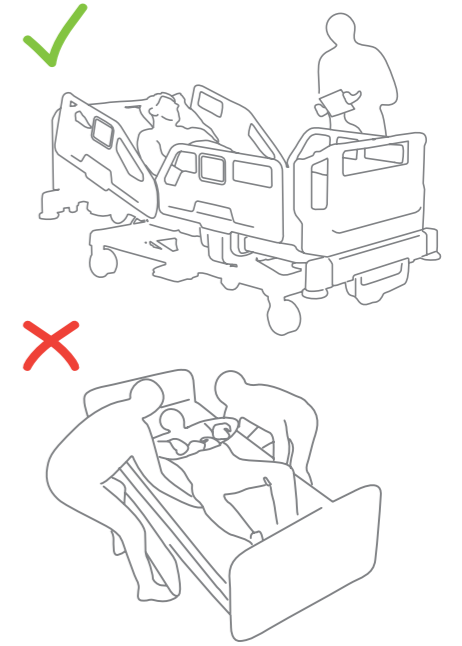
 MALVESTIO®



LED showing the 30° backrest position.



# NO STRESS NO HASSLE, MORE TIME FOR WHAT MATTERS MOST



### How much time and effort can you save if the patient doesn't need continual attention in bed?

Those who work in this field know this well: the patient sliding towards the foot of the bed is an ongoing problem.

The continuous slipping and repositioning cause discomfort to the patient and produce a friction that in the long run can lead to pressure injuries. Furthermore, repositioning involves not one, but two people at a time, in strenuous and dangerous operations for both caregiver and patients.

We solved this critical point with the INCENTRO SYSTEM: **the combined back and pelvic translation nullifies horizontal forces, prevents slipping and keeps the body at a 30° angle, optimal for ventilation.**

A patient who does not slip reduces fatigue and the risk of injury, and frees the staff to focus on more useful activities for the patients.

# "MY PATIENTS ARE SAFE EVEN WHEN UNATTENDED"

## SAFETY HEIGHT ALWAYS EVIDENT EVEN IN THE DARK

Overnight I can immediately verify if the bed height guarantees a safe and autonomous bed exit for the patient.

The orange light indicates the unsafe mattress platform height, the green light indicates safe mattress platform height.



## SAFE EXIT



Safe exit position button brings the bed to the minimum height to help the patient stand up. The patient can autonomously exit from the bed or be attended by the nursing staff.



WATCH THE VIDEO!



## NIGHT LIGHT LED

The patient can safely leave the bed during the night without the help of the nursing staff, thanks to the night light.



## HIGH CONTAINMENT SAFETY SIDES

High containment safety sides (42 cm) with dampened descent.

“BED EXIT DETECTION:  
MY EYES EVEN WHEN  
I’M NOT THERE”



The sensor system monitors the patient’s presence and their possible exit by alerting the nursing staff with an acoustic and luminous alarm. On request, the warning can be sent remotely. The desired parameters can be set up through the touch screen on the side rail. (System available with active pressure sensors).



**FALLS FROM BED  
REPRESENT MORE  
THAN 60% OF  
TOTAL FALLS**

# PATIENT WEIGHT UNDER CONTROL AT ALL TIMES



The exclusive weighing system was designed to guarantee a high level of precision independently from the mattress platform’s position.

Thanks to the 4 sensors located at the corners of the bed, the load is better distributed and the reading level more accurate.

The weighing data can be recorded manually whenever necessary or automatically every 24 hours.

While the weight of the patient is monitored it is possible to set up different types of alarm: exceeded threshold weight alarm or “bed exit” alarm.




## AUTOMATIC SELF-BRAKE

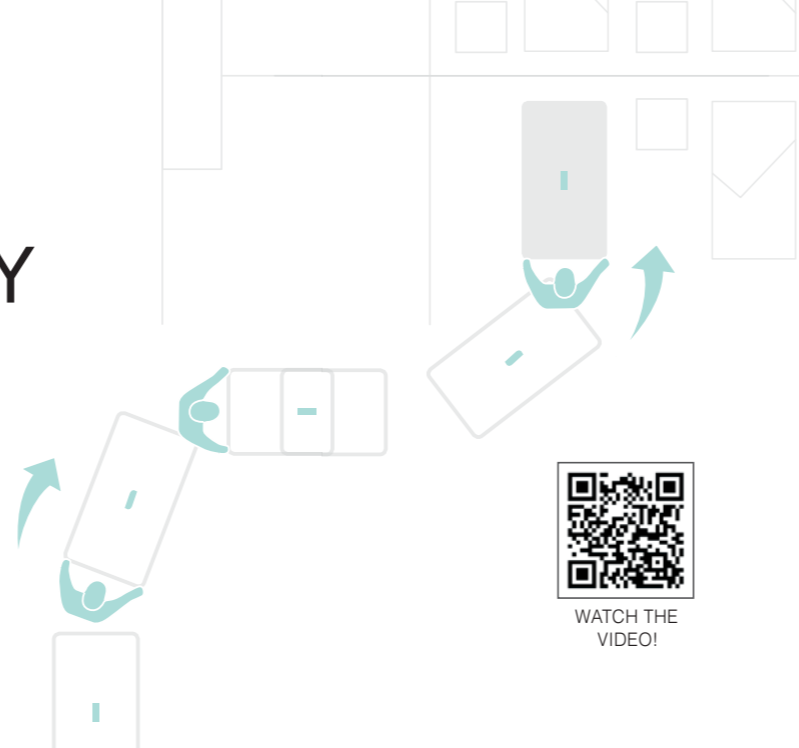
Once connected to the power net, a sound alarm alerts the nursing staff about the “un-braked” bed and after 20 seconds the brake is automatically activated.



WATCH THE VIDEO!



“ INCREASED MANEUVERABILITY:  
I CAN MOVE THE PATIENT SAFELY  
AND EFFORTLESSLY ”



WATCH THE VIDEO!



With the user-friendly Traction Control Switch you can control both the forward/backward movement and walking speed.

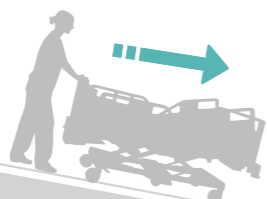



The system is equipped with an anti-crushing sensor that ensures the operator's safety during backwards maneuvers.

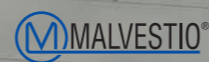
### MOTORISED 5<sup>TH</sup> WHEEL




Thanks to the support, the ascent and descent brake assist of the **DELTA DRIVE** moving system, I can easily face ramps with up to a 10% incline.



“I CAN MOVE THE BED ON MY OWN”



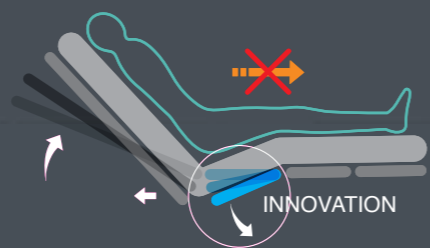
# A MULTI-FUNCTIONAL WORK PLATFORM



INCENTRO



THE IPX6 DELTA4 VERSIONS GUARANTEE HIGH PROTECTION FROM PENETRATION OF LIQUIDS.



INNOVATION

AUTOMATIC SELF-BRAKE

LED LIGHTS



"VERSATILE & SAFE:  
EVEN THE MATERIAL  
HELPS ME"



WATCH THE VIDEO!

**SOLID YET  
LIGHT  
MATTRESS  
PLATFORM**



The mattress platform can be easily removed; all sections are designed for easy cleaning.




**SMOOTH AND ROUND  
SURFACES WITHOUT  
SHARP EDGES**



**X-RAY EXAMINATION  
WITH NO NEED TO MOVE  
THE PATIENT**

Wide area of radiotransparency. The HPL radiotransparent backrest has an X-Ray cassette holder for chest x-ray examinations, without moving the patient and at any angle of the backrest.

The X-Ray tray can also be pulled out with backrest in horizontal position, avoiding patient movement.

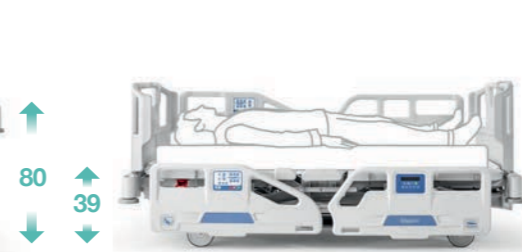




# "THE BED THAT SIMPLIFIES MY JOB"



Maximum height.



Minimum height.



The antishock position is reached quickly, with the simultaneous lowering of the backrest, zeroing of the mattress platform sections and Trendelenburg positioning.



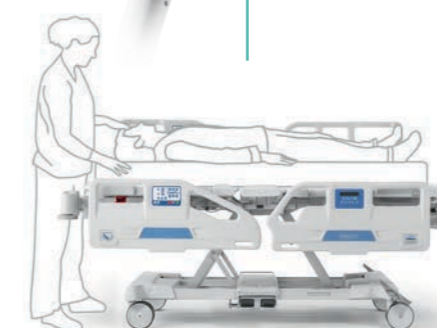
Trendelenburg position.



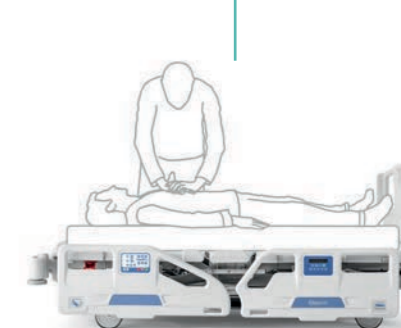
Reverse Trendelenburg position.



The chair position helps prevent respiratory complications, it induces to a more physiologic position and has a psychologically positive influence.



The examination position height adjustment facilitates medical staff in the examination, medication and monitoring operations, by standing up straight.



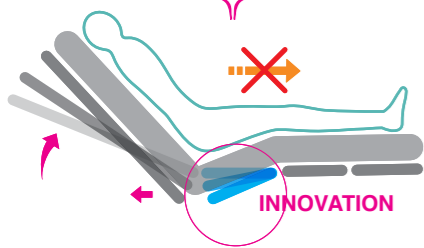
The CPR adjustment allows to bring the mattress platform immediately down to the horizontal.



# FUNCTIONAL FEATURES



## INCENTRO SYSTEM



### INCENTRO SYSTEM

The combined back and pelvic movement nullifies horizontal forces, prevents slipping and keeps the body at a 30° angle, optimal for ventilation.



### BED LENGTHENER

The bed lengthener can be controlled by just one person.

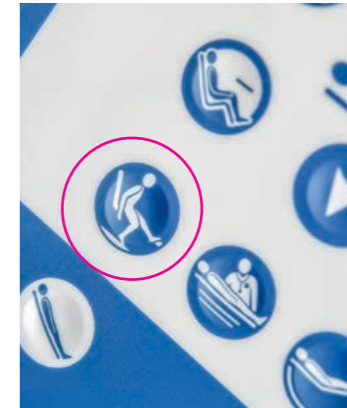


WATCH THE VIDEO!



### 4 SECTOR SAFETY SIDES WITH ELECTRIC CONTROLS

The system of 4 sector safety sides with integrated controls allows full autonomy of movement to the patient.



### SAFE EXIT

The safe exit control moves the mattress platform to the minimum height and lifts the backrest up to facilitate the patient to get up from the bed.



### CPR

The CPR control on both sides allows the bed platform to be brought to the horizontal position immediately; accessible even with the side rail lowered



### REMOVABLE HEADBOARD AND FOOTBOARD

The bed ends can be easily removed for emergency operations.



WATCH THE VIDEO!



**BRAKING SOUND ALARM + ORANGE / GREEN LIGHT**

The orange light indicates the unsafe mattress platform height, the green light indicates the safe one. Sound alarm for wheels not braked.



**AUTOMATIC SELF-BRAKE**

Once connected to the power net, a sound alarm alerts the nursing staff about the “un-braked” bed and after 20 seconds the brake is automatically activated.



**ELECTRIC FOOTREST**  
Electric adjustable footrest.



**BLANKET AND “SUPERVISOR” HOLDER**  
Extractable tray for blankets and supervisor.



**X-RAY TRAY**

The X-ray tray together with HPL backrest allows extremely easy x-ray operations to be carried out




**TURNING CYLINDER HOLDER**

The **INCENTRO SYSTEM** is suitable for any type of hospital mattress. By using a dedicated mattress, specific functions are enhanced



**Aspire LIFECOMFORT® Static Mattress Range**



All LIFECOMFORT® Mattresses are fitted with superior, hospital-grade polyurethane coated covers designed to withstand the rigors of usage and cleaning requirements in Home Care, Aged Care and up to Acute Care environments. Multiple foam layering combinations provide maximum comfort, support and pressure redistribution across a wide range of user shapes and sizes.



**Aspire ACTIVE AIR® Dynamic Acute Mattresses**



Acute 8 Active Air Mattress      Bari 10 Mattress

Pressure care alternating air mattresses are designed to offer comfort and support for patients at high risk of pressure sores. The alternating air mattress provides increasing levels of support for medium to very-high-risk acute care patients.



Upon delivery of the **DELTA4** beds, Aidacare professionals fully train the staff in taking full advantage of the features of the new work tool. The support of specialized personnel covers all areas of use of the bed in its various phases of use: from on-call assistance for any need to scheduled and preventive maintenance to ensure that your **DELTA4** bed is always in full working order.

“ALL THE SUPPORT AND TRAINING I NEED”



## PRODUCT INFORMATION

**BEB050140 - DELTA 4 WARD BED**

**BEB050150 - DELTA 4 WARD BED W/DELTA DRIVE & WEIGH SCALE**

**DELTA 4** beds come in two variations and have a range of accessories available to further improve their performance.

Feature	BEB050140	BEB050150
	Delta 4 Ward Bed	Delta 4 Ward Bed W/Delta Drive & Weigh Scale
Incentro System	✓	✓
150mm Castors	✓	✓
DeltaDrive Electric 5th Wheel	-	✓
Weighing Scale	-	✓
Bed Lengthener	✓	✓
Blanket Holder	✓	✓
XRay Tray	✓	✓
4 Section Side rails with electric controls	✓	✓
LED Night Light	✓	✓
Automatic Self Brake	✓	✓
Safe Exit	✓	✓
Removable Bed Ends	✓	✓
Removable Mattress Platform	✓	✓
CPR	✓	✓
Brake Alarm (Yellow/Green lights)	✓	✓
Backlit Nurse Control Panel	✓	✓
Oxygen Bottle Holder	✓	✓
Radio Translucent Mattres Platform	✓	✓
Urine Bottle Holder	✓	✓
Accessory Bar Holder	✓	✓
Accessories (available seperately)		
Self Help Pole (BEA825090)	✓	✓
IV Pole (BEA825101)	✓	✓



Exclusively distributed by:



1300 133 120

[www.aidacare.com.au](http://www.aidacare.com.au)



The Company reserves the right to introduce all the technical and/or aesthetic modifications deemed necessary to their products without prior notice.