



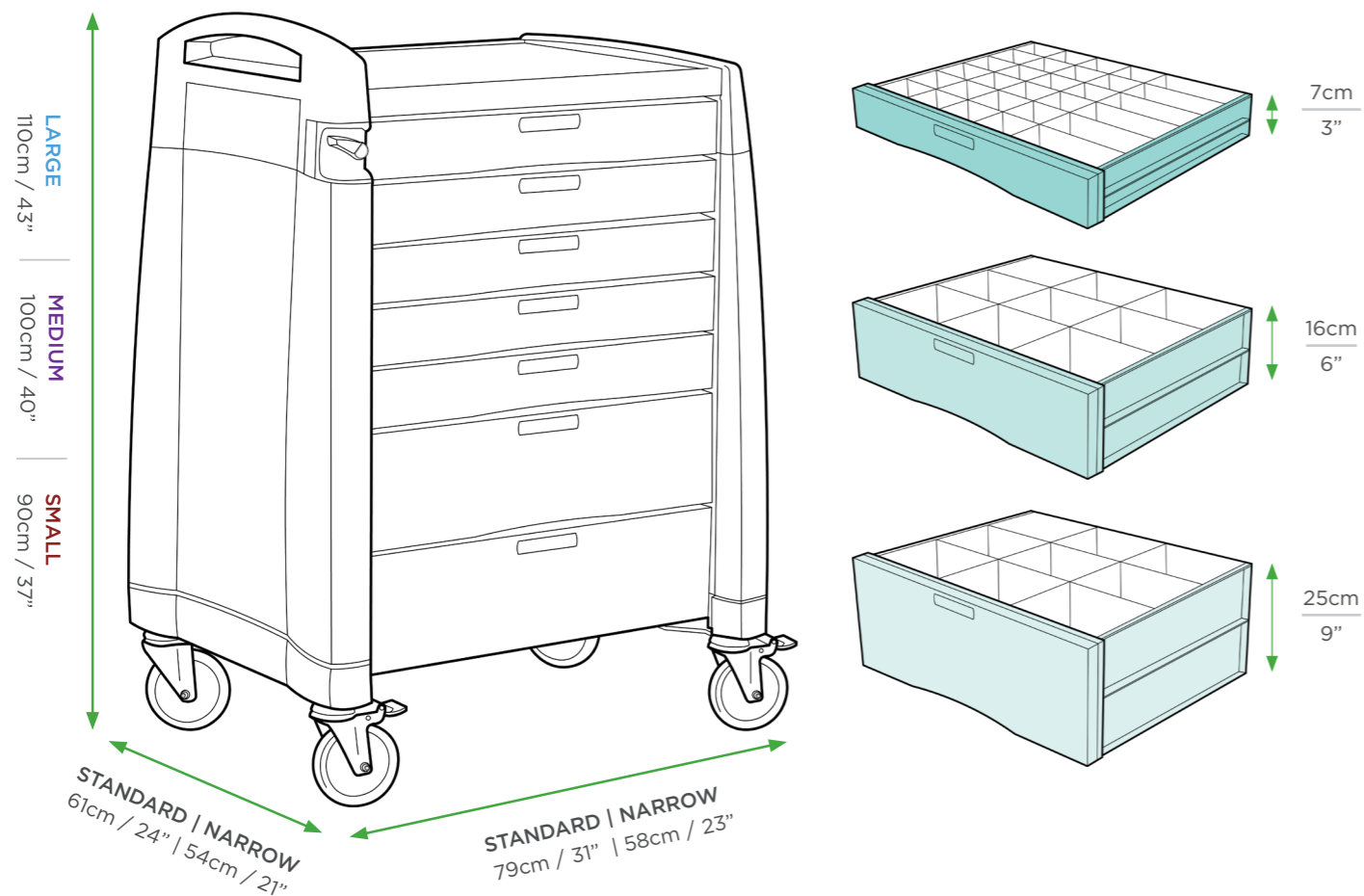
TRIBUTE CARTS

TRIBUTE Medical Carts

The TRIBUTE Series Carts are designed to offer an attractive, practical and durable cart with multiple configurations to enable the efficient organisation and delivery of medication and equipment.

KEY FEATURES

- Three height options: Small, Medium, Large
- Two width options: Standard and Narrow
- Modular design enables custom drawer combinations
- Integrated handle for ease of handling
- Large work area with slide out work surface are standard
- Choice of Breakaway Lock, Digital Lock, or Key Lock
- Smooth opening drawers with soft close
- Easy roll 125mm castors
- Robust panels to minimise dents and scratches
- Many options and accessories are available



CART Colours



COMMON Configurations*



LOCK System Options



BREAK-AWAY LOCK with PLASTIC SEAL

The break-away lock is simple to operate and provides quick access to cart contents in any emergency situation. The seal can be broken easily and reapplied after restocking so the cart is ready for the next emergency.



KEY LOCK

The key lock system is a proven method of securing your medical cart and providing the level of security necessary.




DIGITAL LOCK

A user friendly system where the cart is locked and unlocked using a pre-set code ensuring ease of access and the security required in clinical environments. Eliminate lost key situations. The digital lock is robust and waterproof. A master code and easy reset ensures restricted access.

*Diagrams above show standard configurations. Alternative and custom configurations are also available upon request. Consult with your Aidacare Representative for standard cart handle configurations.

Specifications, availability & components are subject to change without notice.



EMERGENCY Crash Carts

- o The Tribute Emergency Crash Cart has sleek lines, and strong construction
- o Smooth maneuverability will make it the choice in emergency departments
- o The simple breakaway lock offers easy access, combined with essential security
- o Carts come standard with all essential accessories, to enhance the user experience
- o Customisation to suit a range of applications
- o Comprehensive range of standard accessories available



MEDICATION Carts

- o The Tribute Medication Cart is the powerful all-round solution for a multitude of applications including Treatment, Procedure, IV, Trauma, Dressing, Supply and General cart
- o Carts come standard with work surface and dividers for all drawers, this cart is ready for work
- o Fully customisable with a host of accessories and drawer configurations
- o Sleek lines, strong construction and smooth maneuverability will make this the cart of choice

Also available in Narrow Cart option



Image shows Blue Medication Cart, also available in Cream

Code	Description	Drawers 3" (7cm)	Drawers 6" (16cm)	Drawers 9" (25cm)	Lock Type
WAT905110	Emergency Cart - Red - Small - 90cm / 8H	3	1	1	Break-away
WAT905130	Emergency Cart - Red - Medium - 100cm / 9H	2	2	1	Break-away
WAT905150	Emergency Cart - Red - Large - 110cm / 10H	3	2	1	Break-away

Standard Inclusions: Defibrillator Shelf, Cardiac Chest Board, Oxygen Bottle Holder, Extended Sliding Surface, Waste Bin
Optional accessories available, see page 7 for details.

Cream Code	Blue Code	Description	Drawers 3" (7cm)	Drawers 6" (16cm)	Drawers 9" (25cm)	Lock Type
WAT905250	WAT905160	Medication Cart - Small - 90cm / 8H	1	2	1	Digital
WAT905280	WAT905190	Medication Cart - Small - 90cm / 8H	1	2	1	Key
WAT905260	WAT905170	Medication Cart - Medium - 100cm / 9H	2	2	1	Digital
WAT905290	WAT905200	Medication Cart - Medium - 100cm / 9H	2	2	1	Key
WAT905270	WAT905180	Medication Cart - Large - 110cm / 10H	1	3	1	Digital
WAT905300	WAT905210	Medication Cart - Large - 110cm / 10H	1	3	1	Key

Standard Inclusions: Drawer Dividers, Extended Sliding Surface
Optional accessories available, see page 7 for details.

PAEDIATRIC Crash Carts

- o Designed to accommodate the Broeslow System of colour coded drawers
- o Ensures doctors and technicians can quickly identify critical supplies in emergencies - when records matter
- o Fitted standard with a keyless break-away lock and comprehensive range of standard accessories
- o Featuring all the benefits of the Tribute range



Code	Description	Drawers 3"	Drawers 6"	Drawers 9"	Lock Type
WAT905440	Paediatric Cart - Large - Multi - 110cm / 10H	8	1	0	Break-away

Standard Inclusions: Defibrillator Shelf, Oxygen Bottle Holder, Extended Sliding Surface, Waste Bin
Optional accessories available, see page 7 for details.

MEDICATION Sachet Carts

- o The Tribute Medication Sachet Cart offers large capacity and flexible organisation of treatment supplies in 3" and 9" seamless drawers, featuring a unique integrated divider system
- o Includes an expansive work area, with a slide out work surface if more space is needed
- o The durable steel frame and unique spread caster position ensure stability, making the cart easy to move and control
- o Choose from an array of accessories to optimise the cart for your facility's treatment needs



Code	Description	Drawers 3"	Drawers 6"	Drawers 9"	Lock Type
WAT905252	Medication Sachet Cart - Small - 90cm / 8H	5	0	1	Digital
WAT905282	Medication Sachet Cart - Small - 90cm / 8H	5	0	1	Key
WAT905255	Medication Sachet Cart - Medium - 100cm / 9H	6	0	1	Digital
WAT905285	Medication Sachet Cart - Medium - 100cm / 9H	6	0	1	Key

Standard Inclusions: Drawer Dividers, Extended Sliding Surface
Optional accessories available, see page 7 for details.

ANAESTHESIA Carts

- o The Tribute Anaesthesia Cart is the flexible solution to your workflow needs
- o Combined with its sleek lines, strong construction and easy maneuverability, it offers a fully customisable solution to meet individual needs
- o Packed with standard accessories, it allows for choice of cart height, draw depth, locking option and storage configuration to perfectly compliment your workflow needs



Code	Description	Drawers 3"	Drawers 6"	Drawers 9"	Lock Type
WAT905370	Anaesthesia Cart - Green - Small - 90cm / 8H	1	2	1	Digital
WAT905400	Anaesthesia Cart - Green - Small - 90cm / 8H	1	2	1	Break-away
WAT905380	Anaesthesia Cart - Green - Medium - 100cm / 9H	2	2	1	Digital
WAT905410	Anaesthesia Cart - Green - Medium - 100cm / 9H	2	2	1	Break-away
WAT905390	Anaesthesia Cart - Green - Large - 110cm / 10H	1	3	1	Digital
WAT905420	Anaesthesia Cart - Green - Large - 110cm / 10H	1	3	1	Break-away

Standard Inclusions: Accessory Tower, Drawer Dividers, Extended Sliding Surface and Waste Bin with Lid

Optional accessories available, see page 7 for details.

NARROW Carts

- o The Tribute Narrow cart offers the best solution when space is an issue
- o Featuring all the benefits of the Tribute range, these carts are designed to fit into tight spots without compromise, facilitating efficient, uninterrupted work flow
- o The Narrow cart is fully customisable in a range of colours and accessories to suit all your Anaesthesia and Medication cart needs



Image shows Blue Narrow Cart, also available in Cream

Blue Code	Cream Code	Description	Drawers 3" (7cm)	Drawers 6" (16cm)	Drawers 9" (25cm)	Lock Type
WAT905246	WAT905245	Narrow Cart - Medium - 100cm / 9H	2	2	1	Digital
WAT905186	WAT905185	Narrow Cart - Medium - 100cm / 9H	2	2	1	Key

Optional accessories available, see page 7 for details.

ISOLATION Carts























- o The Tribute Isolation Cart offers all the desirable features for high-risk infection control areas
- o From its smooth, brightly coloured exterior, to its configurable large-volume deep drawers
- o Capable of supporting heavier loads with its strong robust construction, this will be your cart of choice
- o Carts come standard with waste bin, extended surface and dividers for all drawers
- o This value packed cart offers a comprehensive accessory list



Code	Description	Drawers 3"	Drawers 6"	Drawers 9"	Lock Type
WAT905340	Isolation Cart -Yellow - Small - 90cm / 8H	0	1	2	No Lock
WAT905350	Isolation Cart -Yellow - Medium - 100cm / 9H	0	0	3	No Lock
WAT905360	Isolation Cart -Yellow - Large - 110cm / 10H	0	2	2	No Lock

Optional accessories available, see below for details.

ACCESSORIES and COMMON Parts

 Oxygen Tank Holder WAT907100	 Waste Bin with Lid WAT907136	 Plastic Seal Lock WAT907690	 Small Tilt Bin Unit 6 Compartment WAT907155	 Medium Tilt Bin Unit 5 Compartment WAT907150	 Large Tilt Bin Unit 4 Compartment WAT907140
 CPR Board WAT907120	 Adjustable IV Pole WAT907130	 Sharps Container Holder WAT907135 <i>*Sharps container not included</i>	 Drawer Dividers WAT907330 - Short - Grey WAT907335 - Tall - Grey	 Drawer Sub-Dividers Codes listed to the right	All Drawers: WAT907350 - Clear - 3" WAT907340 - Clear - 7" 6" & 9" Drawers: WAT907341 - Clear - 7" - Tall WAT907355 - Clear - 5" - Tall Narrow Drawers: WAT907352 - Clear - 5"
 Glove Box Container WAT907134	 Accessory Rail WAT907133	 Defibrillator Shelf WAT907110	 Accessory Tower WAT907190	 Tablet Holder WAT907205	 Laptop Holder WAT907202
 150mm Castor WAT907661 - Non-Braking Castor WAT907662 - Braking Castor WAT907663 - Tracking Castor	 Drawer Tab Fillers WAT907325 - Grey WAT907326 - Blue WAT907327 - Yellow WAT907328 - Green WAT907329 - Red	 Drawer Label - Plastic Tag WAT907105	 Top Surface Clear Mat WAT907131	 Red Label - Emergency Cart WAT907400 Also available: Green Label - Anaesthesia Cart WAT907380 Yellow Label - Isolation Cart WAT907410 Blue Label - Medication Cart WAT907420	



DISCLAIMER

Due care has been taken to ensure all the information contained in this catalogue is correct at the time of printing. All measurements, pictures, colours and weight capacities are to be used as a guide only. We reserve the right to modify the design or appearance of any product displayed in this catalogue without prior notice.

TRIBUTE

ABR9127 060721